



# Pale Morning Dun ID Guide

# Catch the Hatch

**Key Characteristics: three elongated tails, body is not brown, size is 1/3-1/4 inch (excluding tails)**



**Sub-adult (dun) Female**  
 Wings: gray  
 Body: yellowish-greenish  
 Eyes: small



**Sub-adult (dun) Male**  
 Wings: gray  
 Body: reddish; pale yellow edges  
 Eyes: enlarged




**Adult (spinner) Male**  
 Wings: clear  
 Body: reddish-brown; paler edges  
 Eyes: enlarged

## PMD look-a-likes



**Blue Wing Olive**  
 Wings: grayish blue, clear  
 Body: greenish to reddish brown  
 Tail: two elongated tails



**Red Quill**  
 Wings: grayish blue, clear  
 Body: dark reddish brown  
 Tail: two elongated tails



**Green Drake**  
 Wings: gray with dark venation  
 Body: olive brown  
 Tail: three stout tails

